



# **The United Nations Financial Situation**

**Catherine Pollard  
Under-Secretary-General  
Management Strategy, Policy and Compliance**

**19 October 2021**

# Chart 1 (a) - Regular Budget Collection Trend

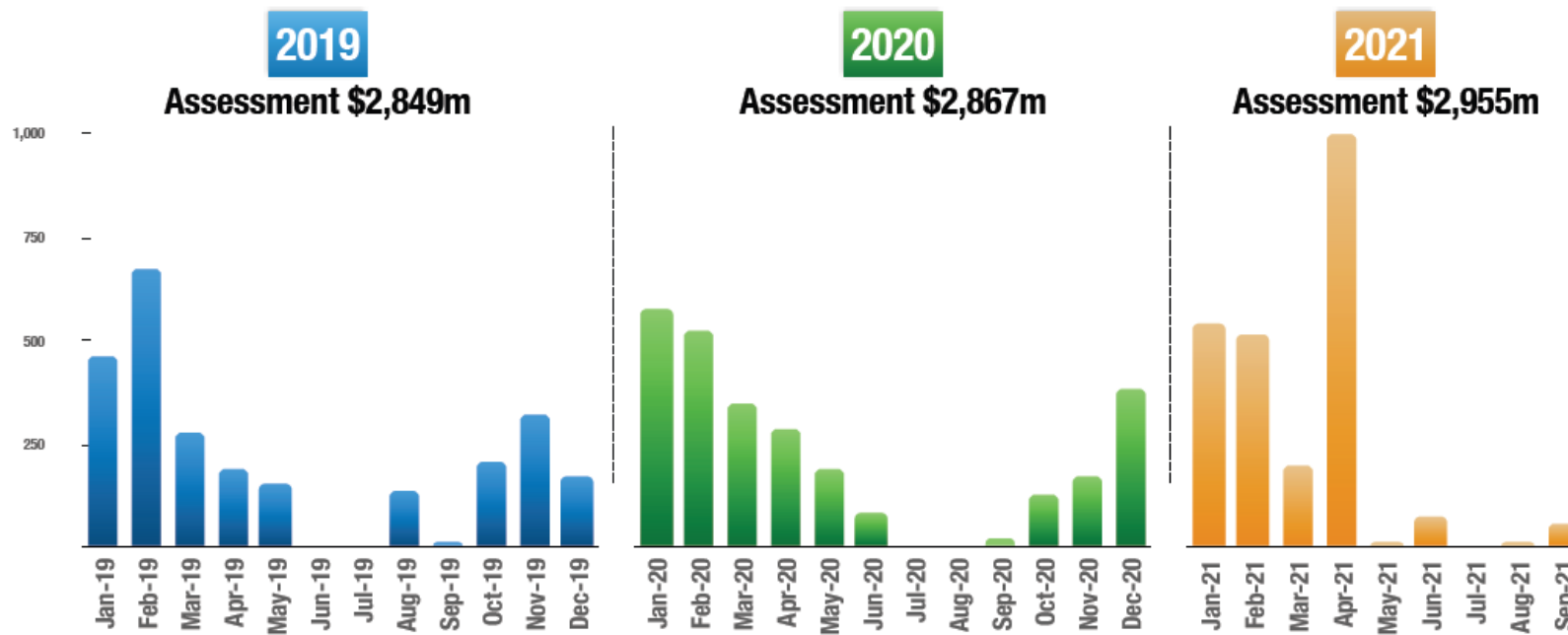
(US\$ millions)

Monthly collections fluctuate a lot, large amounts are uncertain and received at the end of the year, hindering timely allocation of resources to mandated activities.



United Nations  
Financial Situation

■ Regular budget  
■ Peacekeeping  
■ Tribunals



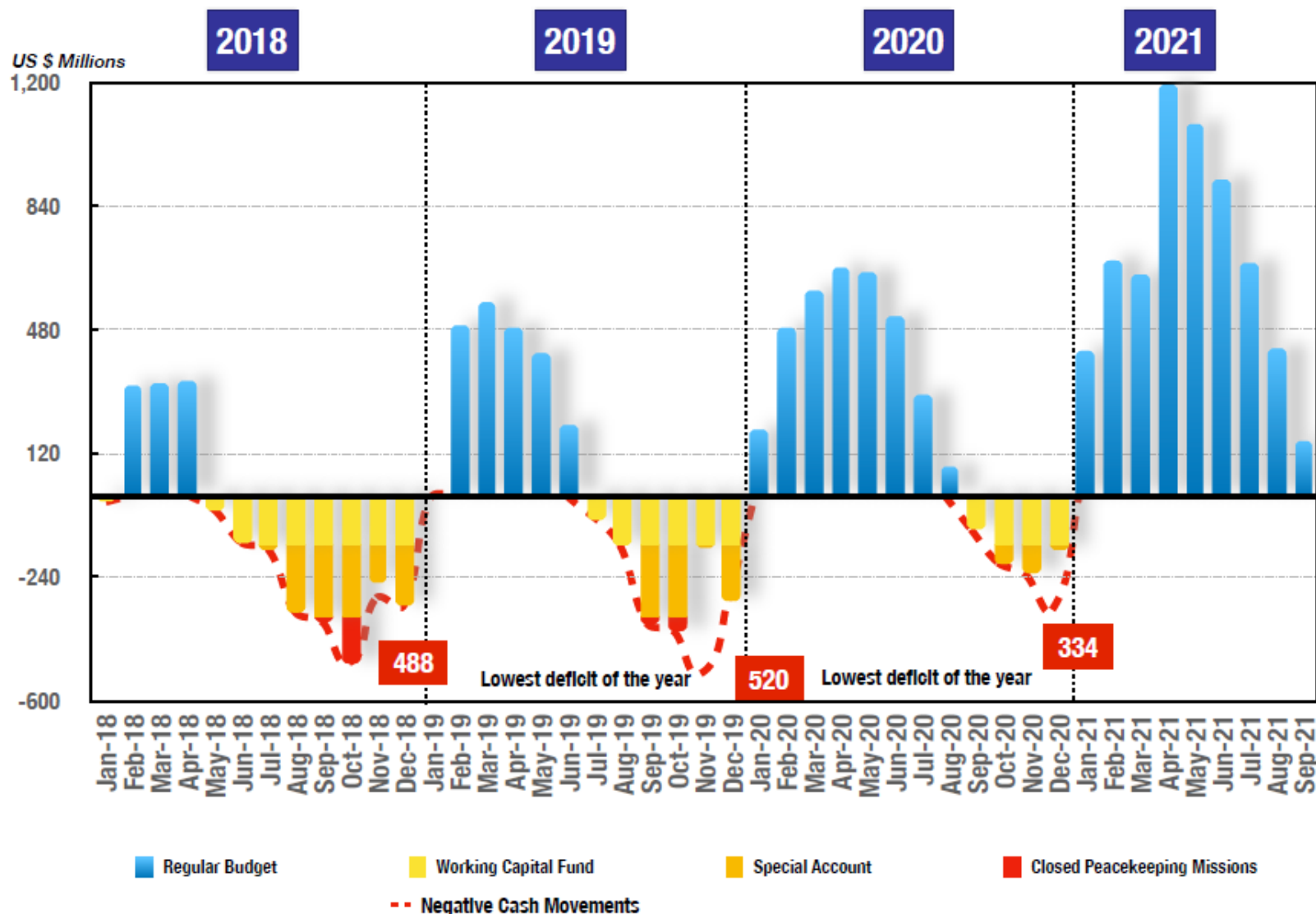
# Chart 1 (b) - Regular Budget Cash Balance Trend

(US\$ millions)

Active liquidity management, including restricting hiring and withholding full allotments to programmes, has helped conserve cash for business continuity in the second half of the year, to avoid disruption of operations.



United Nations  
Financial Situation



## Chart 2 - Regular Budget Cash Position

(US\$ millions)



United Nations  
Financial Situation

	30-Sep-20	31-Dec-20	30-Sep-21
Regular Budget	(101)	(160)	165
Working Capital Fund	150	150	150
Special Account	207	207	207
Combined General Fund	256	197	522

■ Regular budget  
Peacekeeping  
Tribunals

# Chart 3 - Regular Budget Assessment Status

(US\$ millions)



United Nations  
Financial Situation

	30-Sep-20	8 Oct-21
Prior year's balance (1 January)	711	808
Assessments	2,867	2,955
Payments received	2,081	2,508
Unpaid assessments	1,497	1,255

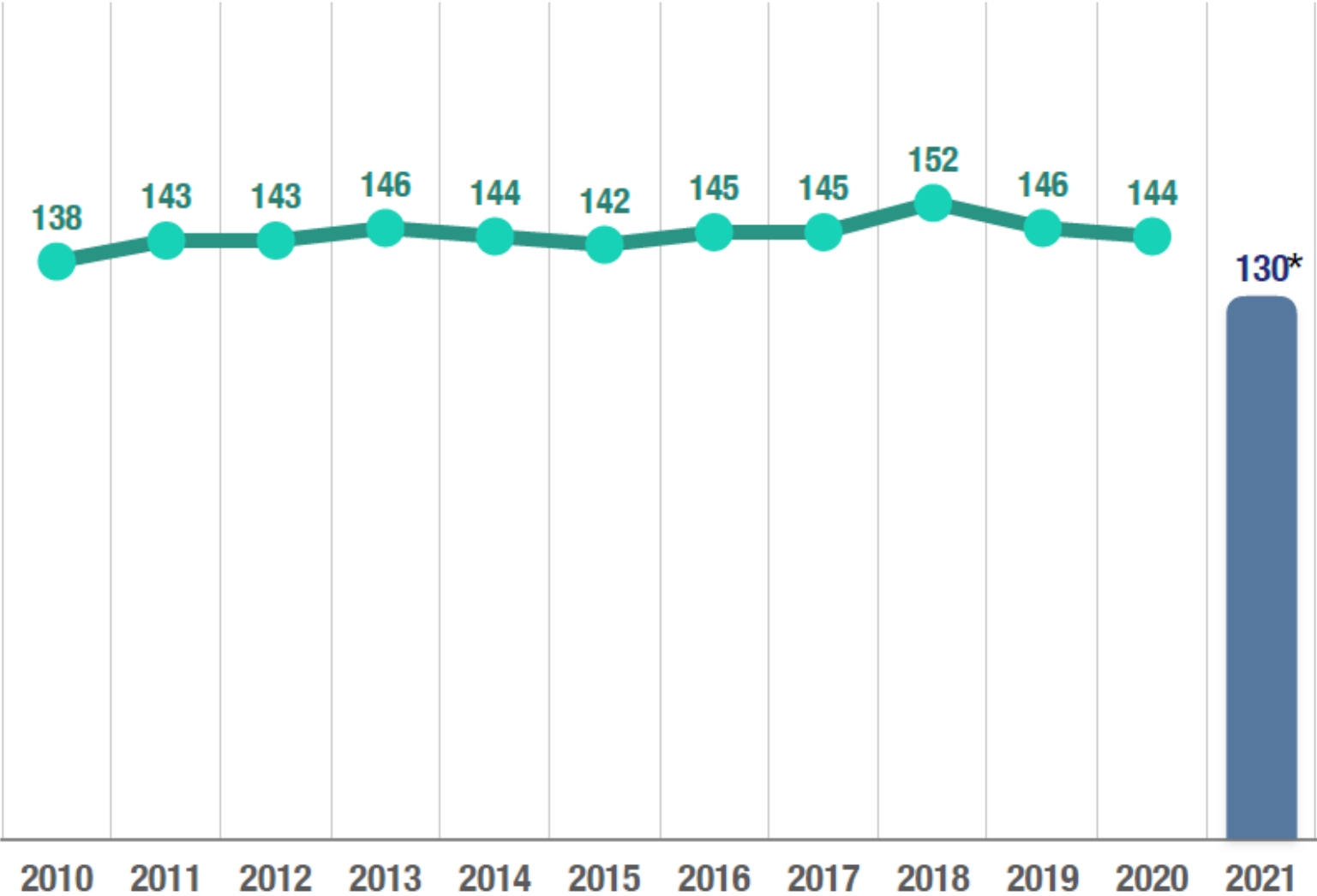
■ Regular budget  
Peacekeeping  
Tribunals

# Chart 4 - Regular Budget Assessments

Number of Member States paying in full at Year-End



United Nations  
Financial Situation



■ Regular budget  
Peacekeeping  
Tribunals

\*At 8 October 2021, compared to 124 Member States at 30 September 2020

# Chart 5 - Regular Budget Assessments

Fully paid at 8 October 2021: 130 Member States\*

Albania	Colombia	India	Montenegro	Serbia
Algeria	Cote d'Ivoire	Indonesia	Morocco	Sierra Leone
Andorra	Croatia	Ireland	Mozambique	Singapore
Armenia	Cuba	Italy	Namibia	Slovakia
Australia	Cyprus	Jamaica	Nauru	Slovenia
Austria	Czech Republic	Japan	Nepal	South Africa
Azerbaijan	Democratic People's Republic of Korea	Kazakhstan	Netherlands	Spain
Bahamas	Denmark	Kenya	New Zealand	Sweden
Bahrain	Djibouti	Kiribati	Nicaragua	Switzerland
Bangladesh	Dominican Republic	Kuwait	Niger	Thailand
Barbados	Egypt	Kyrgyzstan	Norway	Timor - Leste
Belgium	El Salvador	Lao People's Democratic Republic	Palau	Togo
Benin	Estonia	Latvia	Paraguay	Trinidad and Tobago
Bhutan	Eswatini	Lebanon	Philippines	Tunisia
Bolivia (Plurinational State of)	Ethiopia	Liechtenstein	Poland	Turkey
Bosnia and Herzegovina	Fiji	Lithuania	Portugal	Turkmenistan
Botswana	Finland	Luxembourg	Qatar	Tuvalu
Brunei Darussalam	France	Malaysia	Republic of Korea	Uganda
Bulgaria	Georgia	Maldives	Republic of Moldova	Ukraine
Burundi	Germany	Mali	Romania	United Arab Emirates
Cambodia	Greece	Malta	Russian Federation	United Kingdom of Great Britain and Northern Ireland
Canada	Guinea-Bissau	Marshall Islands	Rwanda	United Republic of Tanzania
Central African Republic	Guyana	Mauritius	Saint Lucia	Uzbekistan
Chad	Haiti	Micronesia (Federated States of)	Samoa	Viet Nam
Chile	Hungary	Monaco	San Marino	Zambia
China	Iceland	Mongolia	Senegal	Zimbabwe



*United Nations  
Financial Situation*

■ **Regular budget**  
Peacekeeping  
Tribunals

\* compared to 124 Member States at 30 September 2020

# Chart 6 - Unpaid Regular Budget Assessments

(63 Member States, \$1,255m)

Member State	Amount	Member State	Amount	Member State	Amount
Afghanistan	202,479	Grenada	28,926	Papua New Guinea	569,790
Angola	289,256	Guatemala	314,543	Peru	2,377,677
Antigua and Barbuda	25,851	Guinea	170,937	Saint Kitts and Nevis	28,926
Argentina	63,762,006	Honduras	260,330	Saint Vincent and the Grenadines	24,534
Belarus	550,000	Iran (Islamic Republic of)	17,025,424	Sao Tome and Principe	647,621
Belize	56,979	Iraq	3,731,401	Saudi Arabia	13,821,645
Brazil	58,391,052	Israel	6,656,268	Seychelles	57,851
Burkina Faso	1,028	Jordan	607,437	Solomon Islands	28,926
Cabo Verde	28,926	Lesotho	28,926	Somalia	1,222,864
Cameroon	376,033	Liberia	61,183	South Sudan	236,243
Comoros	186,274	Libya	105,580	Sri Lanka	445,454
Congo	264,026	Madagascar	1,731	Sudan	647,852
Costa Rica	650,596	Malawi	78,158	Suriname	284,894
Democratic Republic of the Congo	289,256	Mauritania	145,657	Syrian Arab Republic	3,990
Dominica	56,979	Mexico	37,371,864	Tajikistan	64,202
Ecuador	3,937,210	Myanmar	289,256	Tonga	28,926
Equatorial Guinea	911,662	Nigeria	7,231,397	United States of America	1,001,804,450
Eritrea	28,926	North Macedonia	202,479	Uruguay	2,516,527
Gabon	433,884	Oman	831,611	Vanuatu	56,979
Gambia	28,926	Pakistan	125,998	Venezuela (Bolivarian Republic of)	21,057,830
Ghana	853,184	Panama	1,457,722	Yemen	289,256



United Nations  
Financial Situation

■ Regular budget  
Peacekeeping  
Tribunals



# Chart 7 - Unpaid Regular Budget Assessments

(US\$ millions)



United Nations  
Financial Situation

■ Regular budget  
Peacekeeping  
Tribunals

Member State	30-Sep-20	8-Oct-21
United States	1,090	1,002*
Argentina	59	64
Brazil	119	58
Mexico	36	37
Venezuela (Bolivarian Republic of)	38	21
Iran (Islamic Republic of)	22	17
Saudi Arabia	15	14
Nigeria	7	7
Other Member States	111	35
<b>Total</b>	<b>1,497</b>	<b>1,255</b>

\*Does not include a \$200m payment subsequent to 8 Oct 2021

# Chart 8 - Peacekeeping: Assessment Status

(US\$ millions)



United Nations  
Financial Situation

Regular budget  
■ Peacekeeping  
Tribunals

	<b>8-Oct-21</b>
Prior years' balance at 31 Dec 2020	3,184
Assessments during 2021 (Jan – Sep) for mandated periods	3,781
<b>Total</b>	<b>6,965</b>
Payments/credits received (up to 8 Oct 2021)	4,786
<b>Outstanding assessments at 8 Oct 2021</b>	<b>2,179</b>

# Chart 9 - Peacekeeping Assessments

Fully paid at 8 October 2021: 48 Member States\*



Armenia	France	Mongolia
Australia	Georgia	Netherlands
Austria	Germany	New Zealand
Bahrain	Greece	Norway
Belgium	Guinea-Bissau	Poland
Brunei Darussalam	Guyana	Portugal
Bulgaria	Hungary	Republic of Korea
Canada	Iceland	Singapore
Central African Republic	India	Slovakia
China	Ireland	Slovenia
Costa Rica	Israel	Spain
Cuba	Italy	Sweden
Cyprus	Japan	Switzerland
Czech Republic	Latvia	Thailand
Estonia	Liechtenstein	Tuvalu
Finland	Monaco	Zambia



*United Nations  
Financial Situation*

Regular budget  
■ Peacekeeping  
Tribunals

\*Compared to 38 Member States at 30 September 2020

# Chart 10 - Unpaid Peacekeeping Assessments by Operation at 8 October 2021



United Nations  
Financial Situation

Regular budget  
■ Peacekeeping  
Tribunals

Peacekeeping	2020 and Prior	2021	Total
<b>Active Missions</b>			
UNDOF	4.0	15.6	19.6
UNIFIL	47.8	89.3	137.1
UNFICYP	6.7	9.8	16.5
MINURSO	40.1	7.1	47.2
UNMIK	28.6	7.5	36.1
MONUSCO	128.4	191.3	319.7
UNAMID	59.7	99.6	159.3
UNISFA	21.9	37.5	59.4
UNMISS	95.3	244.7	340.0
UNSOS	45.1	102.9	148.0
MINUSMA	105.0	201.8	306.8
MINUSCA	72.5	117.4	189.9
<b>Subtotal</b>	<b>655.1</b>	<b>1,124.5</b>	<b>1,779.6</b>
<b>Closed Missions</b>			
	399.8	-	399.8
<b>TOTAL</b>	<b>1,054.9</b>	<b>1,124.5</b>	<b>2,179.4</b>

# Chart 11 - Unpaid Peacekeeping Assessments

(US\$ millions)

<u>Member State</u>	<u>30-Sep-20</u>	<u>8-Oct-21</u>
United States	1,388	1,229
Brazil	264	266
Saudi Arabia	64	118
Venezuela (Bolivarian Republic of)	79	87
Ukraine	95	82
Russian Federation	13	82
Other Member States	854	315
<b>Total</b>	<b>2,757</b>	<b>2,179</b>



United Nations  
Financial Situation

Regular budget  
■ Peacekeeping  
 Tribunals

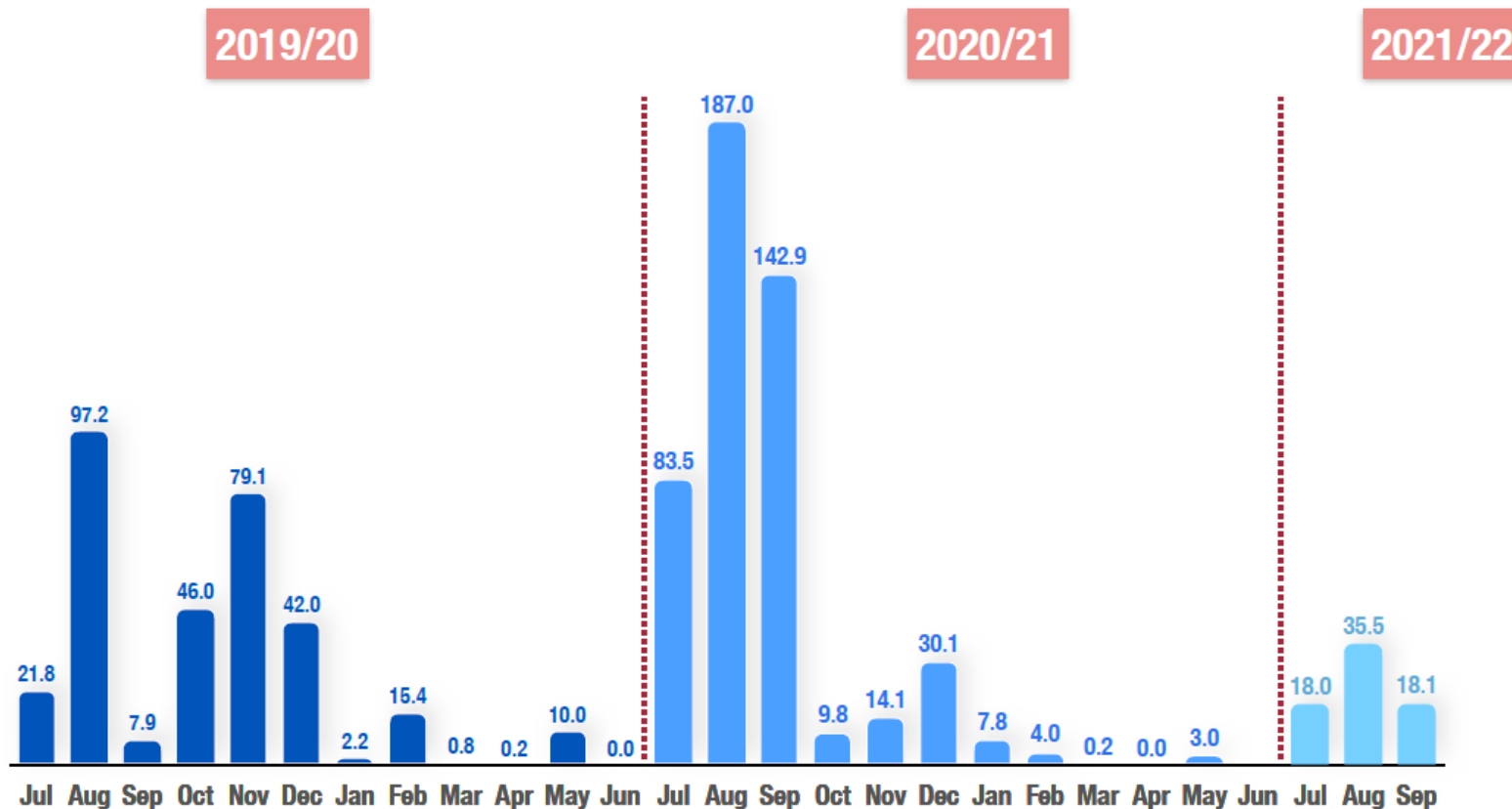
# Chart 12 – Additional Liquidity

Contributions collected for assessments for non-mandated periods  
(US\$ millions)



United Nations  
Financial Situation

Regular budget  
■ Peacekeeping  
Tribunals



For the current peacekeeping fiscal period, assessments were only issued for six months as the new scale of assessment is yet to be approved for the 2022-2024 period. Assessments issued in July for non-mandated periods - \$381 Million

# Chart 13 - Peacekeeping Assessments

Paid in full for the period 1 July to 31 December for all missions assessed in July 2021 including for non-mandated periods: 25 Member States\*



<b>Armenia</b>	<b>Finland</b>	<b>Netherlands</b>
<b>Bahrain</b>	<b>France</b>	<b>New Zealand</b>
<b>Bulgaria</b>	<b>Germany</b>	<b>Portugal</b>
<b>Canada</b>	<b>Greece</b>	<b>Singapore</b>
<b>Central African Republic</b>	<b>Guinea-Bissau</b>	<b>Slovenia</b>
<b>Costa Rica</b>	<b>Guyana</b>	<b>Spain</b>
<b>Cuba</b>	<b>Hungary</b>	<b>Sweden</b>
<b>Cyprus</b>	<b>Monaco</b>	<b>Thailand</b>
<b>Estonia</b>		

*\*For the current peacekeeping fiscal period, assessments were only issued for six months (July – December) as the new scale of assessment effective 1 January 2022 is yet to be approved.*



*United Nations  
Financial Situation*

Regular budget  
■ Peacekeeping  
Tribunals

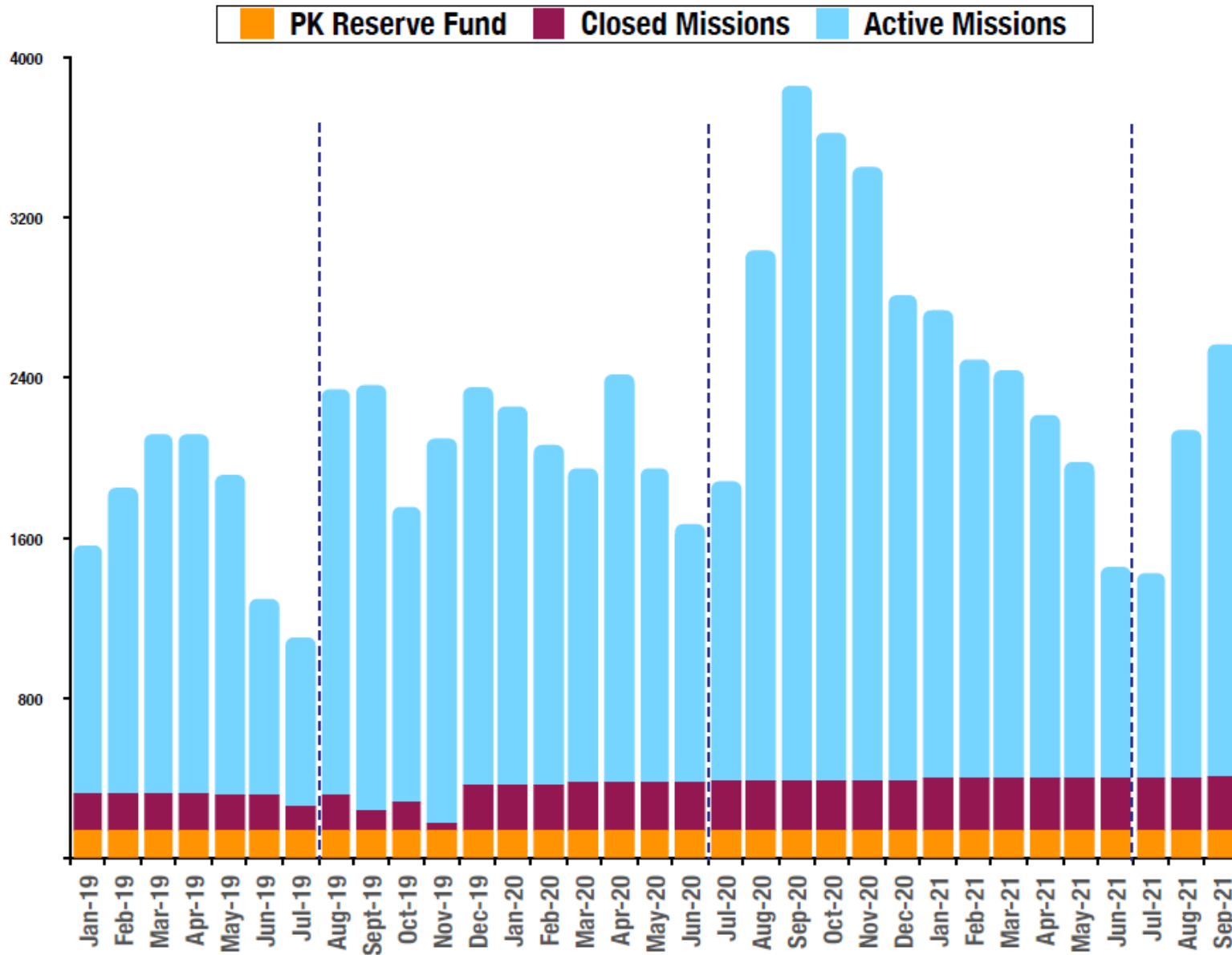
# Chart 14 - Peacekeeping Cash Position for 2019-2021

(US\$ millions)



United Nations  
Financial Situation

Regular budget  
Peacekeeping  
Tribunals





# Chart 15 - Outstanding Payments to Member States

(US\$ millions)

Payments for troops/formed police units/COE claims are current for all missions, except for UNAMID\*.



United Nations  
Financial Situation

Regular budget  
■ Peacekeeping  
Tribunals

	31-Dec-20	30-Jun-21	30-Sep-21
Troops/formed police units	44	44	53
COE claims (active missions)	28	131	35
<b>Total active peacekeeping missions</b>	<b>72</b>	<b>175</b>	<b>88</b>
COE claims (closed missions)	86	86	86
<b>Grand Total</b>	<b>158</b>	<b>261</b>	<b>174</b>

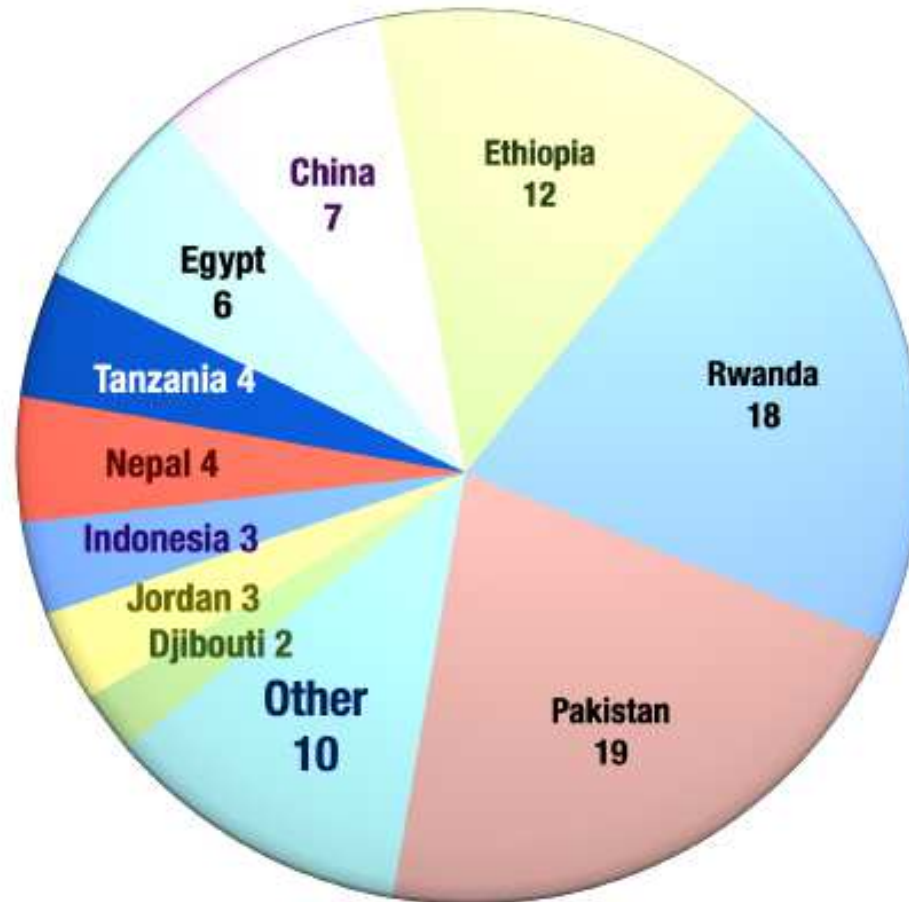
\* Outstanding amounts as of 30 September 2021 relate to UNAMID for the period October 2020 until June 2021.

# Chart 16 – Outstanding Liabilities to Member States

(for Troops/Formed Police Units and Contingent-Owned Equipment)

(US\$ millions)

Outstanding Liabilities 30 September 2021 (\$88m)\*



United Nations  
Financial Situation

Regular budget  
■ Peacekeeping  
Tribunals

\* excludes (a) Closed Peacekeeping Missions' amounts, and (b) estimates for unsigned MoUs.

# Chart 17 - Tribunal Assessments at 8 October 2021

(US\$ millions)

	Last Assessed	Assessed in 2021	Unpaid Assessments
MICT	January 2021	82	28
ICTY	January 2018	-	24
ICTR	January 2016	-	7
<b>Total</b>		<b>82</b>	<b>59*</b>

\*Compared to \$58 million at 30 September 2020



United Nations  
Financial Situation

Regular budget  
Peacekeeping

■ Tribunals

# Chart 18 - Tribunal Assessments

Fully paid at 8 October 2021: 111 Member States\*

Albania	Cuba	Italy	Nepal	Slovenia
Algeria	Cyprus	Japan	Netherlands	Solomon Islands
Andorra	Czech Republic	Kazakhstan	New Zealand	South Africa
Armenia	Democratic People's Republic of Korea	Kenya	Nicaragua	Spain
Australia	Denmark	Kiribati	Niger	Sweden
Austria	Djibouti	Kuwait	Norway	Switzerland
Azerbaijan	Dominican Republic	Lao People's Democratic Republic	Oman	Syrian Arab Republic
Bahamas	Egypt	Latvia	Palau	Thailand
Bahrain	Estonia	Liechtenstein	Panama	Timor - Leste
Bangladesh	Ethiopia	Lithuania	Paraguay	Togo
Barbados	Finland	Luxembourg	Philippines	Tonga
Belgium	France	Madagascar	Poland	Tunisia
Benin	Georgia	Malaysia	Portugal	Turkey
Bhutan	Germany	Maldives	Qatar	Turkmenistan
Botswana	Greece	Mali	Republic of Korea	Tuvalu
Brunei Darussalam	Guinea-Bissau	Malta	Republic of Moldova	Ukraine
Bulgaria	Guyana	Marshall Islands	Romania	United Kingdom of Great Britain and Northern Ireland
Burundi	Hungary	Mauritius	Saint Kitts and Nevis	
Canada	Iceland	Monaco	Samoa	
Central African Republic	India	Montenegro	Serbia	
China	Iraq	Morocco	Sierra Leone	
Cote d'Ivoire	Israel	Mozambique	Singapore	
Croatia		Nauru	Slovakia	



*United Nations  
Financial Situation*

Regular budget  
Peacekeeping

■ **Tribunals**

\*Compared to 106 Member States at 30 September 2020

# Chart 19 - Unpaid Tribunal Assessments

(US\$ millions)

<b>Member State</b>	<b>30-Sep-20</b>	<b>8-Oct-21</b>
<b>Russian Federation</b>	<b>21</b>	<b>23</b>
<b>United States</b>	<b>18</b>	<b>19</b>
<b>Indonesia</b>	<b>5</b>	<b>5</b>
<b>Brazil</b>	<b>4</b>	<b>3</b>
<b>Venezuela (Bolivarian Republic of)</b>	<b>2</b>	<b>2</b>
<b>Other Member States</b>	<b>8</b>	<b>7</b>
<b>Total</b>	<b>58</b>	<b>59</b>



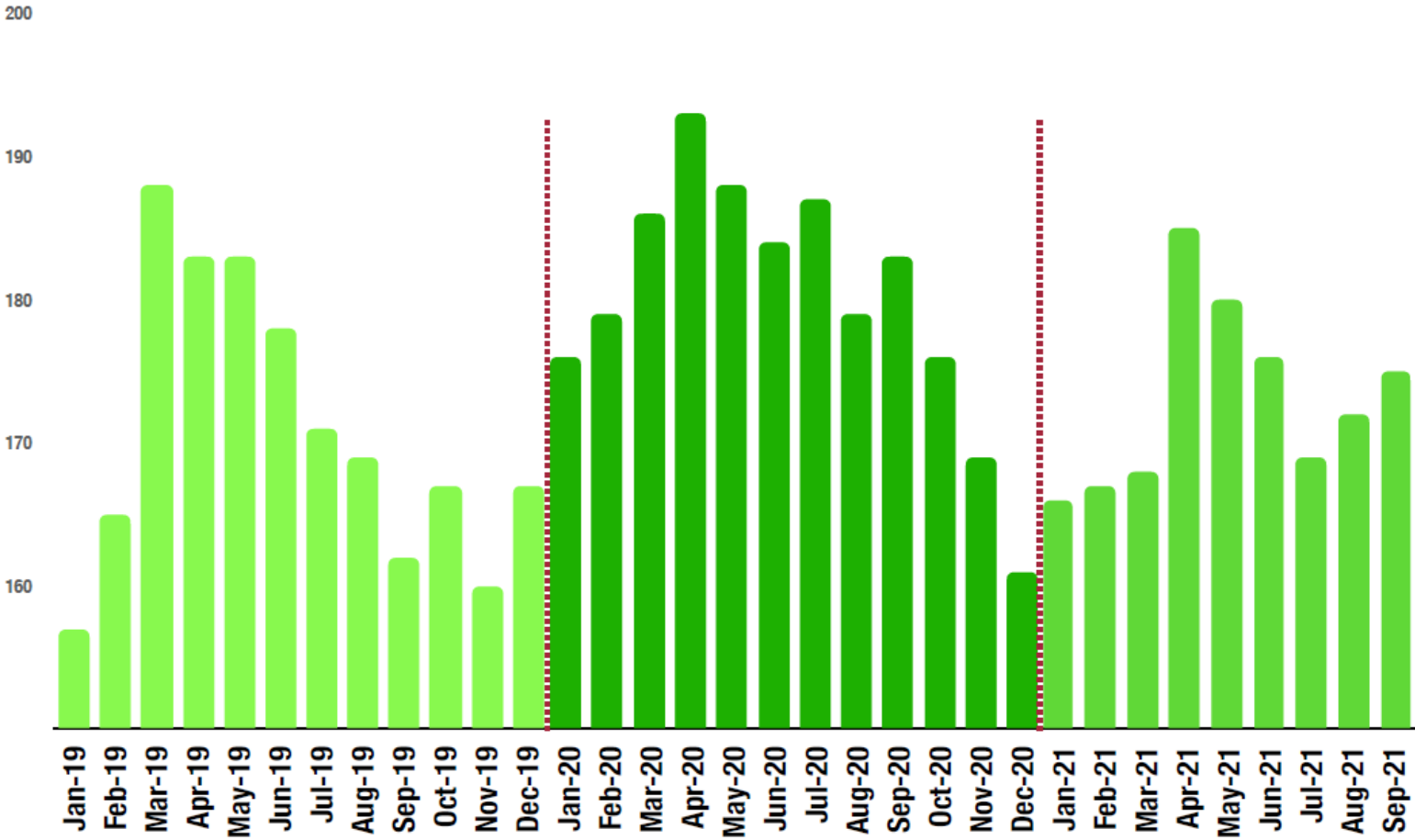
*United Nations  
Financial Situation*

Regular budget  
Peacekeeping

■ **Tribunals**

# Chart 20 - Tribunals Cash Position for 2019-2021

(US\$ millions)



United Nations  
Financial Situation

Regular budget  
Peacekeeping  
■ Tribunals

# Chart 21 - Overview

(US\$ millions)



United Nations  
Financial Situation

		31-Dec-19	31-Dec-20	30-Sep-20	30-Sep-21
Assessments	Regular budget	2,849	2,867	2,867	2,955
	Peacekeeping*	9,406	6,593	5,199	3,781
	Tribunals	90	80	80	82
Unpaid assessments	Regular budget	711	808	1,497	1,255
	Peacekeeping	3,396	3,184	2,757	2,282
	Tribunals	51	55	58	60
Cash on Hand**	Regular budget	(332)	(160)	(160)	165
	Peacekeeping	2,209	2,673	3,710	2,429
	Tribunals	167	161	183	175
Outstanding Payments to Member States***	Peacekeeping	272	158	353	174

\* Assessments and unpaid assessments do not include assessments for “non-mandated period”.  
Assessment for 2021/22 only issued through December 2021.

\*\* Not including reserves

\*\*\* Not including letters of assist, and death and disability claims

# Chart 22 - All Assessments

Paid in full at **19 October 2021**: 47 Member States\*

Armenia	Finland	Netherlands
Australia	France	New Zealand
Austria	Georgia	Norway
Bahrain	Germany	Poland
Belgium	Greece	Portugal
Botswana	Guinea-Bissau	Republic of Korea
Brunei Darussalam	Guyana	Singapore
Bulgaria	Hungary	Slovakia
Canada	Iceland	Slovenia
Central African Republic	India	Spain
China	Ireland	Sweden
Cuba	Italy	Switzerland
Cyprus	Japan	Thailand
Czech Republic	Latvia	Tuvalu
Estonia	Liechtenstein	Zambia
	Lithuania	
	Monaco	



*United Nations  
Financial Situation*

\*Compared to 38 Member States at 8 October 2020